



# Merrily We Roll Along

Variation on the “Merrily We Roll Along” theme  
for young musicians  
(Worksheets)





## Answer page

There were 32 beats altogether in the whole piece.

And

















Here is what the musical piece looks like when it's written on a page:





















# Answer page

Here is the musical piece with musical movements:  
("T" is for a tap, "S" is for a snap, "C" is for a clap).

															
S,	C,	T,	C,	S,	S,	S,	S,	C,	C,	C,	C,	S,	S,	S,	S,

															
S,	C,	T,	C,	S,	S,	S,	S,	C,	C,	S,	C,	T,	T,	T,	T



# Merry Lee We Roll Along

Variation 1.

Name: \_\_\_\_\_

1. Now, once again, you can make your own musical piece!  
All you have to do is write a "T" for a tap, or an "S" for a snap, or a "C" for a clap on the lines below the beats. (The "T", and "S" and "C" are called musical movements)

2. But this time use 6 T's, 11 C's and 15 S's in any order that you want.

Two rows of musical notation for a worksheet. Each row consists of 15 eighth notes on a five-line staff. The notes are positioned on the first line of each staff. Below each staff is a dashed line for writing musical movements.



Super! You did it!

Thank You!

